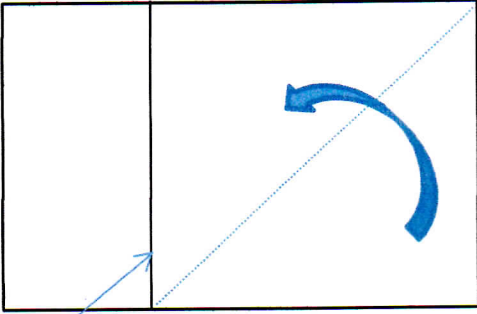


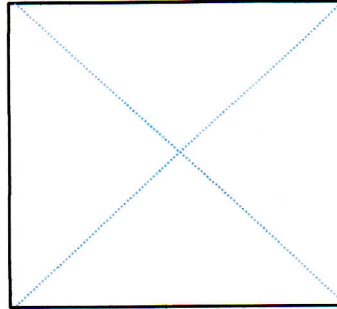
# お皿 2

- 1 ・ 広告の紙を2枚重ねる  
・ 正方形にする

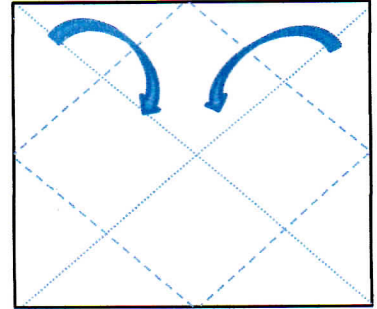


切る

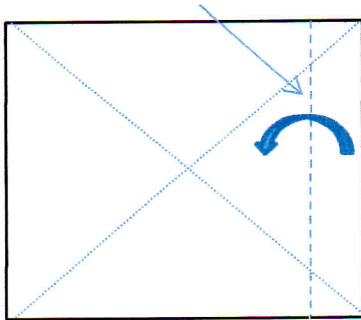
- 2 ・ 4つに折って広げる



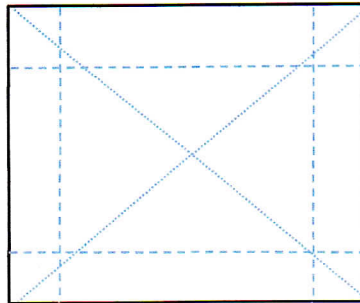
- 3 ・ 4角を内側に折る



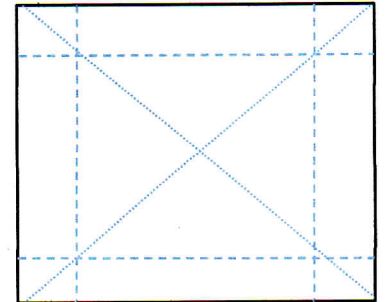
- 4 ・ 2cm程度折る



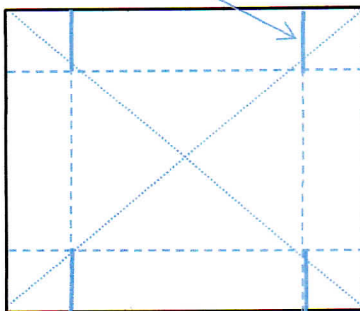
- 5 ・ 4カ所折る



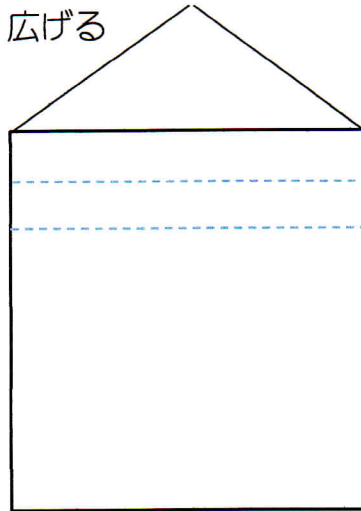
- 6 ・ 広げる



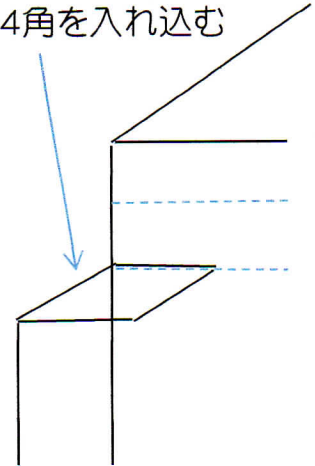
- 7 ・ 切り込みを入れ




- 8 ・ 広げる



- 9 ・ 4角を入れ込む



10. 上と下を折り込む



11. できあがり

